

ESDLC15VOD


ESDLC15VOD

Description

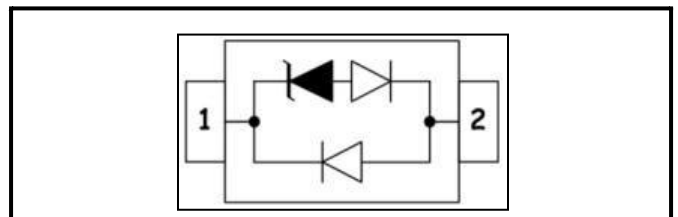
ESDLC15VOD is designed to protect voltage sensitive components from ESD and transient voltage events. Excellent clamping capability, low leakage, and fast response time, make these parts ideal for ESD protection on designs where board space is at a premium. Because of its small size, ultra-low capacitance values, it is very suitable for signal port and board space speed transmission is very small places, such as Ethernet, mobile phones, MP3 players, digital cameras and other portable.

Features

- Ultra low leakage: nA level
- Operating voltage: 15V
- Package: SOD-323
- Protects one I/O line (unidirection)
- Low clamping voltage
- Complies with following standards:
 - IEC 61000-4-2 (ESD) immunity test Air discharge: $\pm 15\text{kV}$
 - Contact discharge: $\pm 8\text{kV}$
 - IEC61000-4-4 (EFT) 40A (5/50ns)
 - IEC61000-4-5 (Lightning) 12A (8/20 μs)



Functional Diagram



Applications

- Cell Phone Handsets and Accessories
- Microprocessor based equipment
- Personal Digital Assistants (PDA's)
- Notebooks, Desktops, and Servers
- Portable Instrumentation
- Peripherals
- USB Interface

Absolute Maximum Ratings($T_{\text{amb}}=25^{\circ}\text{C}$ unless otherwise specified)

Parameter	Symbol	Value	Unit
Peak Pulse Power (8/20 μs)	P_{PP}	350	Watts
ESD per IEC 61000-4-2 (Air)	V_{ESD}	± 15	KV
ESD per IEC 61000-4-2 (Contact)		± 8	KV
Lead Soldering Temperature	T_{L}	260 (10 sec)	$^{\circ}\text{C}$
Operating Temperature Range	T_{J}	-55 to +150	$^{\circ}\text{C}$
Storage Temperature Range	T_{STJ}	-55 to +150	$^{\circ}\text{C}$

ESDLC15VOD

Electrical Characteristics (TA = 25 °C unless otherwise noted)

Parameter	Symbol	Conditions	Min.	Typ.	Max.	Units
Reverse Stand-off Voltage	V_{RWM}				15	V
Reverse Breakdown Voltage	V_{BR}	$I_L = 1\text{mA}$	16.7			V
Reverse Leakage Current	I_R	$V_R = V_{RWM}$			1	μA
Clamping Voltage	V_C	$I_{PP}=1\text{A}, t_p = 8/20\mu\text{s}$			24	V
		$I_{PP}=5\text{A}, t_p = 8/20\mu\text{s}$			31.8	V
Junction Capacitance	C_J	$V_R=0\text{V}, f = 1\text{MHz}$			0.4	pF

Characteristics Curves

Figure 1- Power Derating Curve

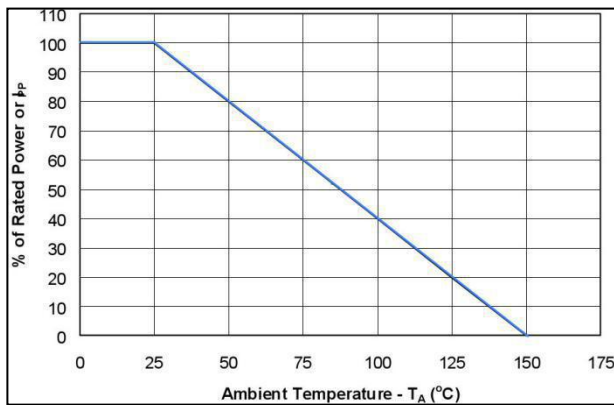


Figure 2- ESD Pulse Waveform
(according to IEC 61000-4-2)

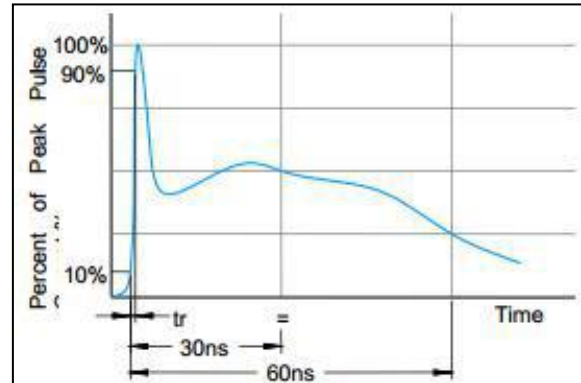
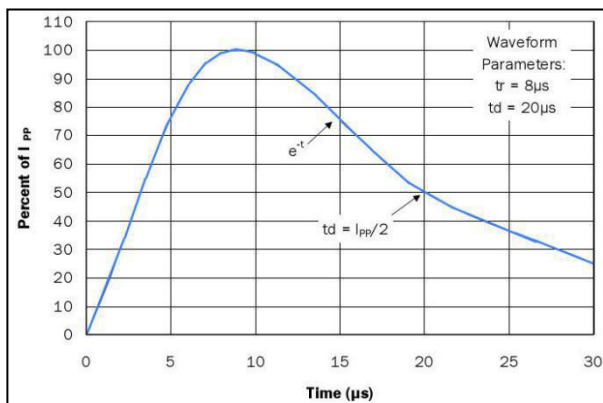
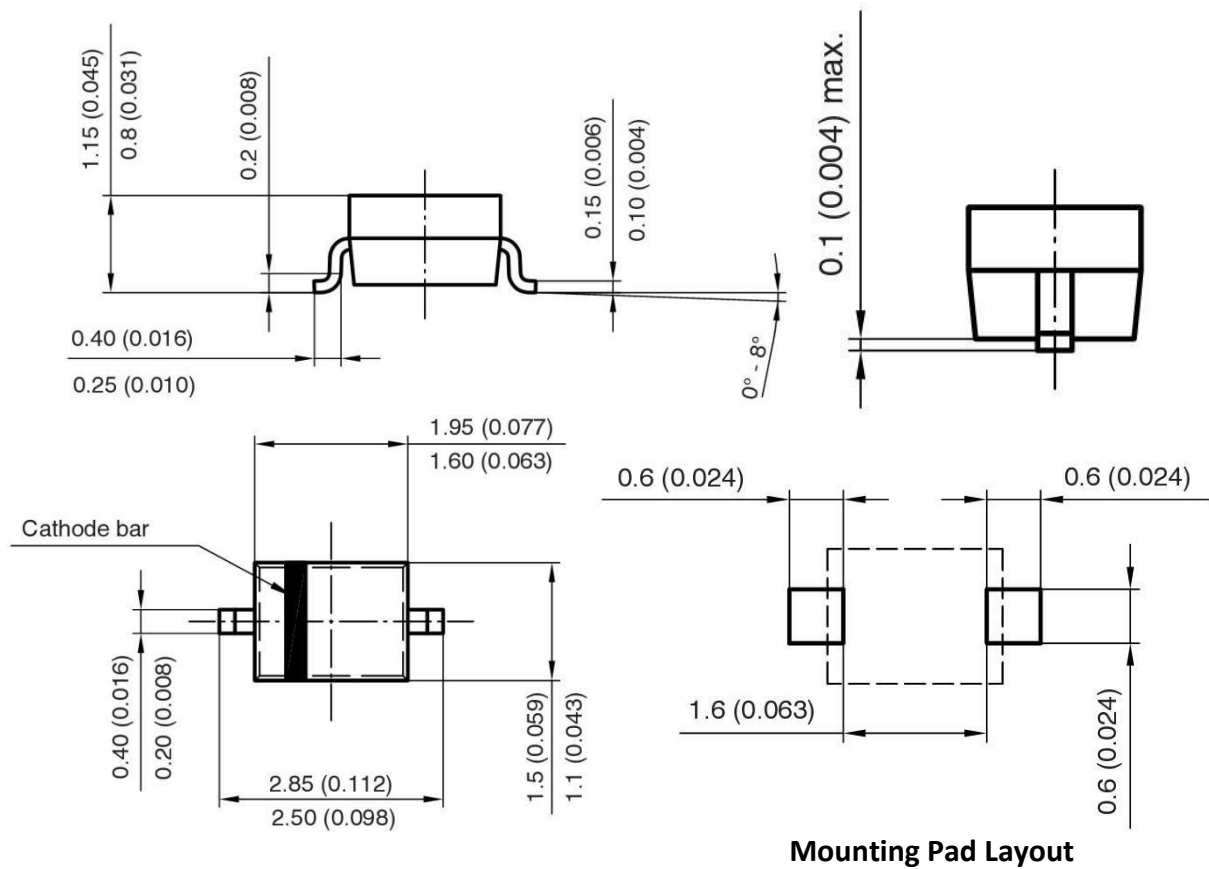


Figure3- 8/20 μs Pulse



ESDLC15VOD

PACKAGE OUTLINE DIMENSIONS in millimeters (inches) :SOD323



Disclaimer

Specifications are subject to change without notice.

The device characteristics and parameters in this data sheet can and do vary in different applications and actual device performance may vary over time.

Users should verify actual device performance in their specific applications.